
Release Notes for CAE LearningSpace Essentials 2019 Fall

New Available Languages.....	2
Notification Feature	2
Directory Server (LDAP) Synchronization	2
Strong Password Enforcement.....	3
Learner Check-In and Check-Out	3
Histograms in Reports	4
Confirmation Message When Item Is Deleted	5
Decimals and Natural Score Display	5
PTZ Joystick Functionality	6
Open-Ended Question Scoring (OEQS) Module.....	6
Video Upload.....	9
Zip Video Download	9

New Available Languages

CAE LearningSpace added Traditional Chinese, Polish, and Welsh to its scope of supported languages.

Notification Feature

From now on **CAE LearningSpace** includes a notification feature which notifies users when new software updates are available.

Users may receive the following notifications:

- **Messages** – notifications about general changes such as system requirements (e.g., supported browsers)
- **Software Updates** – notifications about software updates (Software updates need to be approved by an Administrator.)
- **Feature Updates** – notifications about improvements of existing features or new ones. (Feature updates can be optionally enabled or disabled.)

Directory Server (LDAP) Synchronization

The directory server integration in **CAE LearningSpace** has been extended: it now supports multiple directory servers and includes user data synchronization.

Import user data from your preferred directory server to **CAE LearningSpace** to manage user data more efficiently.

Also, synchronize user data of specific groups to ensure user details are the same in **CAE LearningSpace** and your organization's directory server. There are two authentication modes: using full DN or resolving sAMAccountName. When enabled, LDAP authentication can be set independently for each user, or it can be set up for a whole group.

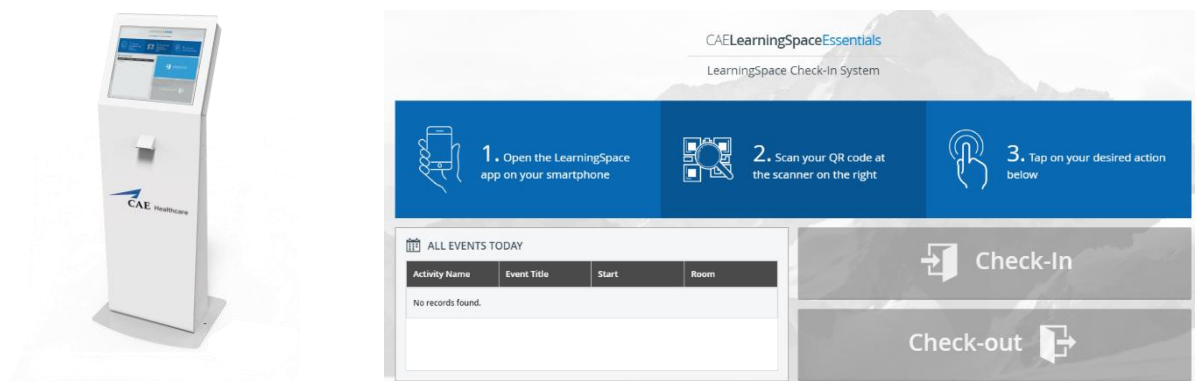
Contact your organization's network administrator or IT professional to help you configure LDAP synchronization or authentication in **CAE LearningSpace**.

Strong Password Enforcement

To enhance the security of your user accounts, **CAE LearningSpace** checks for weak passwords when users are created. Password validation from now on meets the industry standard for strong passwords.

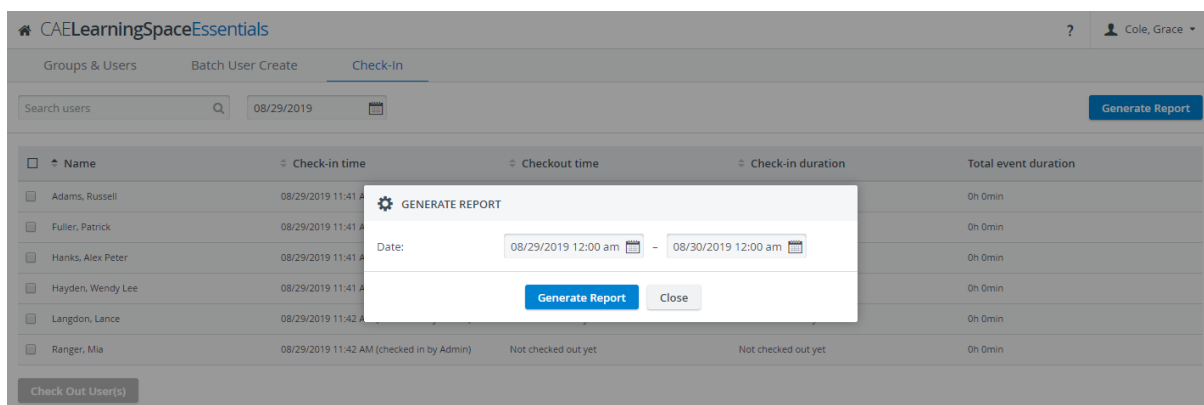
Learner Check-In and Check-Out

Log your learners' time spent at your training facility. To check in and out, learners need to log in the **CAE LS Mobile Application** (for iOS and Android) and scan their QR code at the KIOSK device installed at your facility.

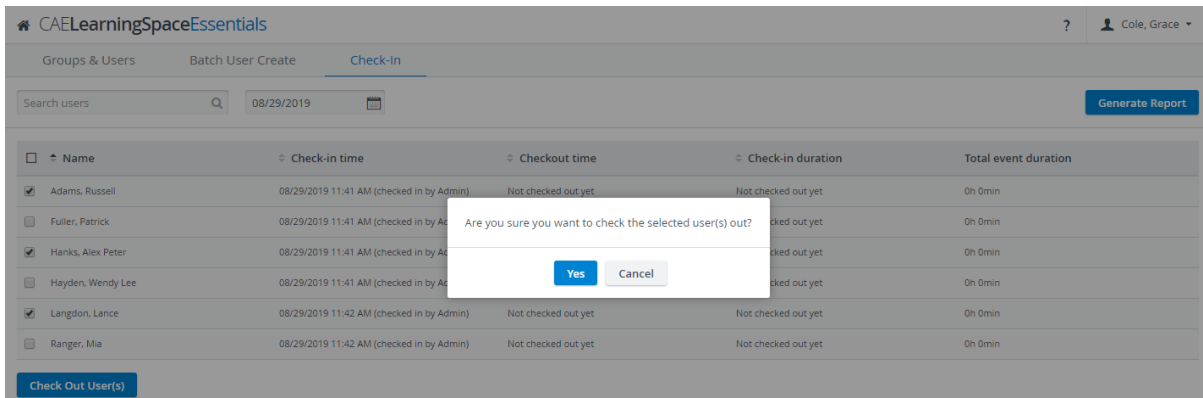


Contact your sales representative for more details if you are interested in installing CAE Healthcare's KIOSK at your campus.

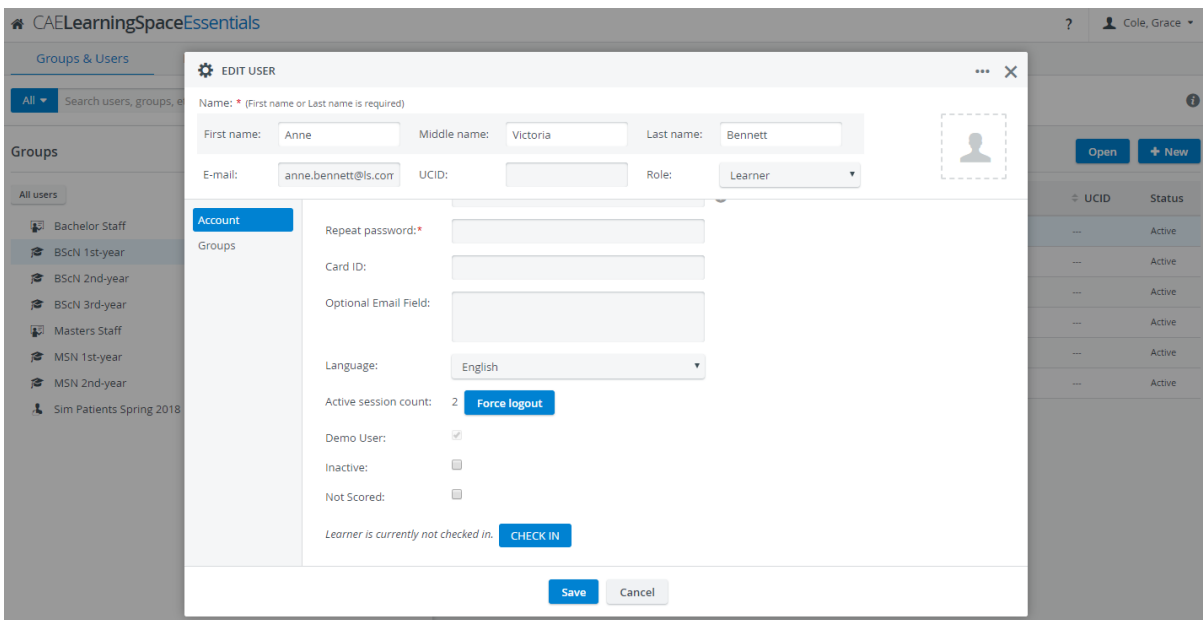
There is also a new tab available in the **User Manager**. In the **Check-In** tab, you can filter by time frame and generate a report of your learners' contact hours. The report includes all learner check-ins during the specified time frame.




If learners are unable to check out for any reason, Administrators and User Managers can check them out manually in the **Check-In** tab.




Learners can be checked in manually as well, one at a time through their user account at the **Account** tab with the new Check In button.

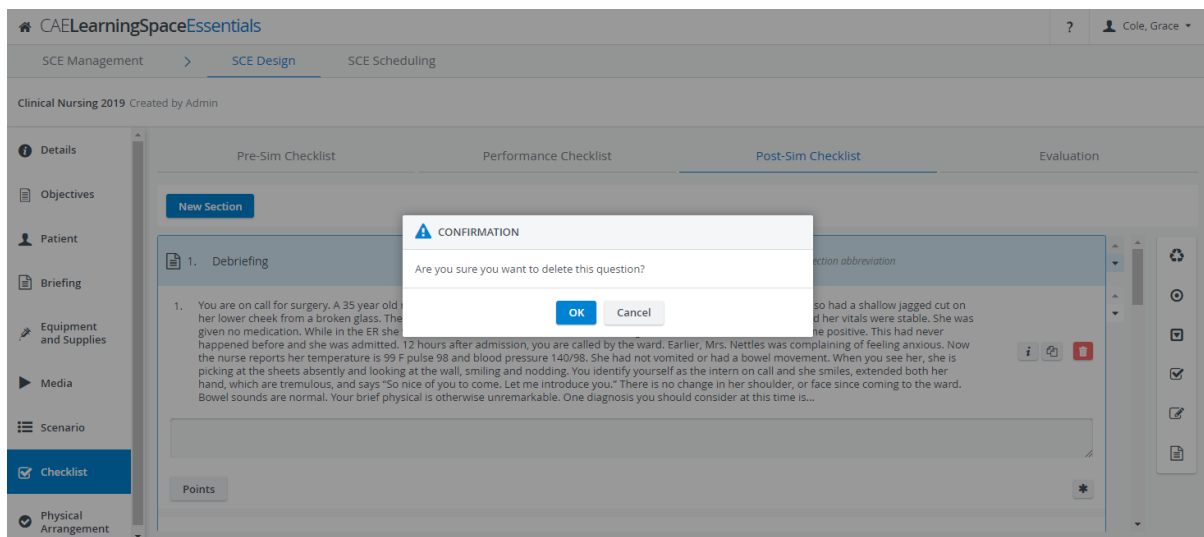


Histograms in Reports

In **Reports**, a new visual aid is available: **CAE LearningSpace** can visualize submitted responses with a histogram at each checklist item. Display histograms for every item in the **Responses tab** by selecting a case and toggling the **Show diagrams:**  switch in the top right corner of the checklist tab.

Confirmation Message When Item Is Deleted

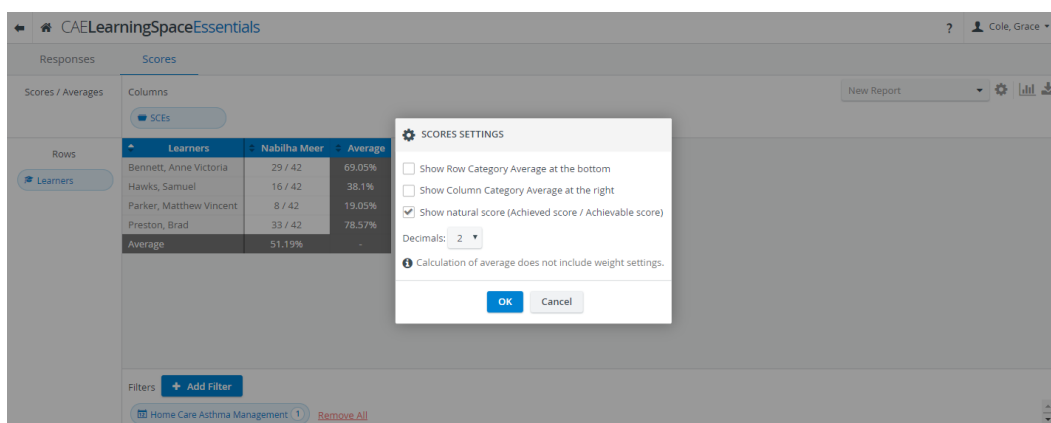
To make sure none of your case content or data entry are erased by accident, **CAE LearningSpace** warns your administrator, case author, and case author full control when they try to delete a question item. When any of these users click the delete icon  at any question, the following confirmation dialogue appears:



Decimals and Natural Score Display

We improved the **Scores** tab in **Reports** so you can review your custom reports in more detail. From now on you can display percentage values up to two decimal places and can also view natural scores (Achieved score / Achievable score). You can access the new settings by clicking the cogwheel icon in the top right corner of the **Scores** tab.

Adjust your settings in the **Scores Settings** pop-up.

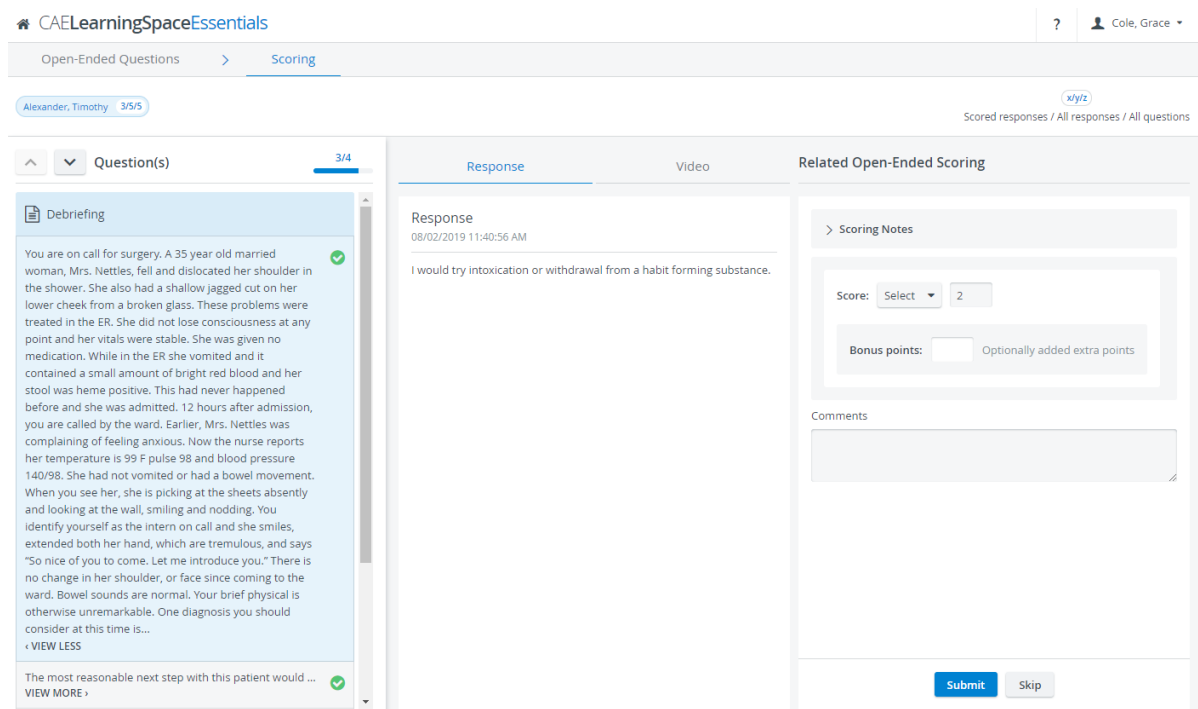


PTZ Joystick Functionality

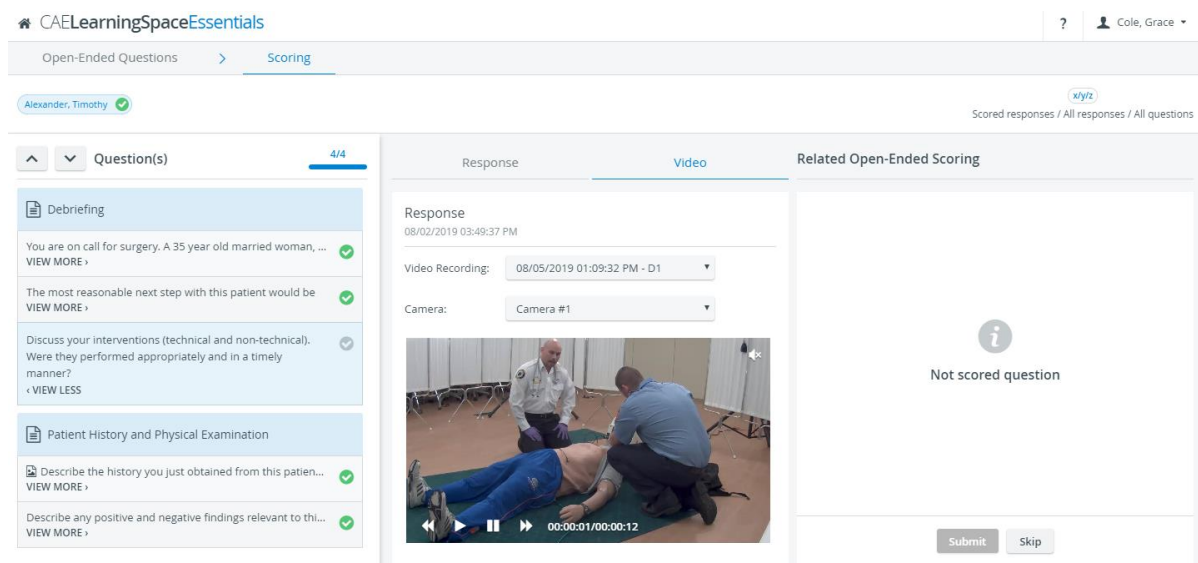
Navigate your camera manually while recording. From now on **CAE LearningSpace** supports joystick control for cameras with PTZ capability to aim your camera more conveniently in the desired direction while recording a video. The feature is available in Single-Room View (SRV).

Open-Ended Question Scoring (OEQS) Module

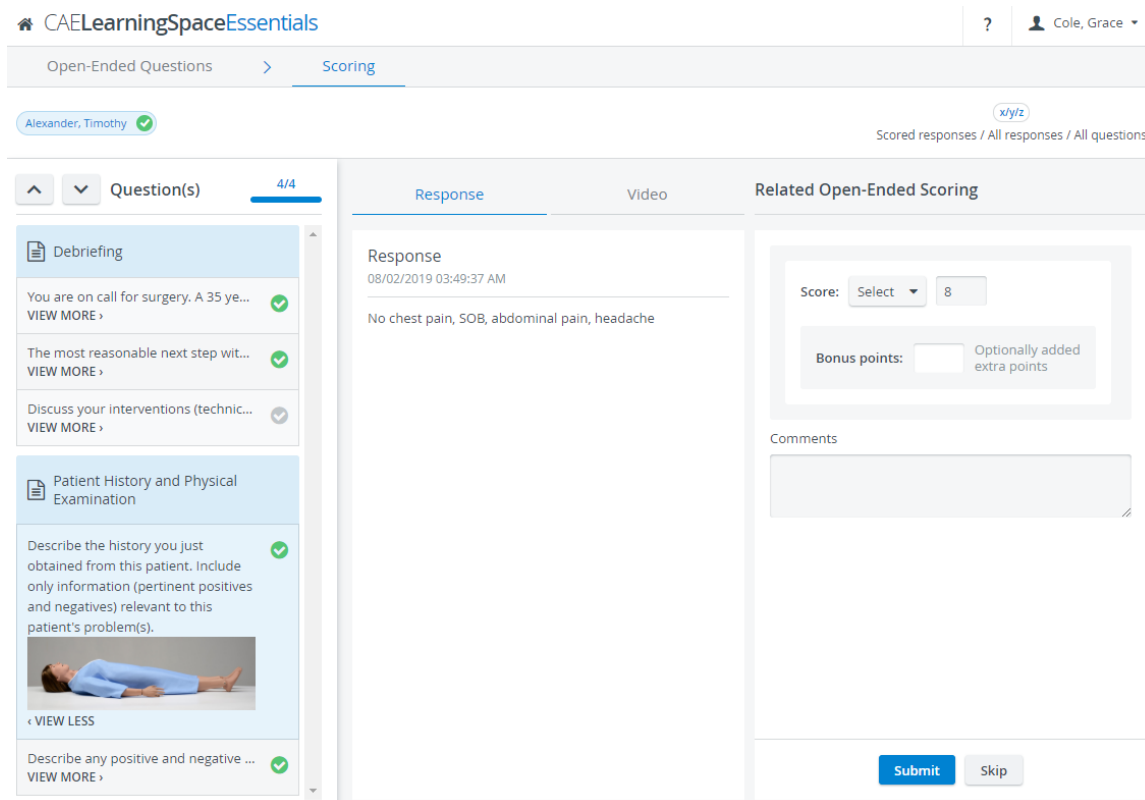
The **Open-Ended Question Scoring module's** new design displays questions, learner responses, and grading side by side.



Review the video recording of your learner next to the responses on the **Video** tab:



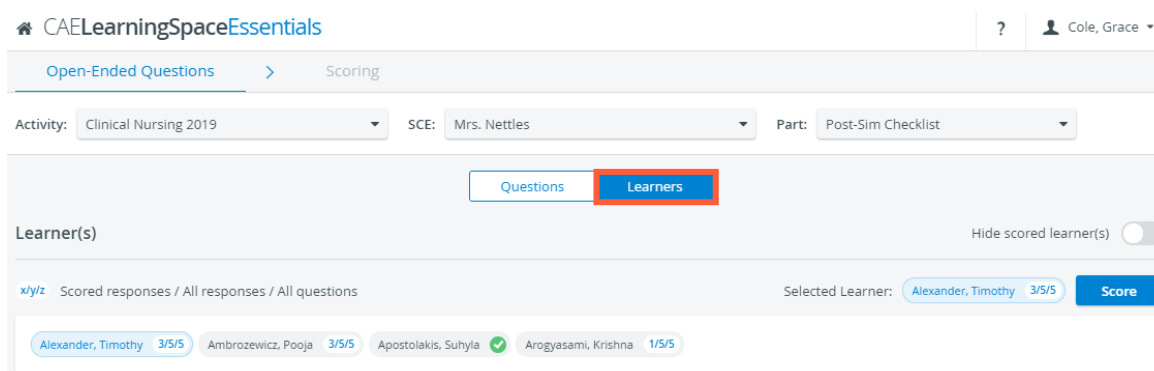
In the OEQS module, the multimedia content uploaded to a question item also appears in the context of the question:



The screenshot shows the 'Scoring' tab in the 'Open-Ended Questions' section. On the left, a list of questions is displayed, including 'Debriefing' and 'Patient History and Physical Examination'. The 'Patient History and Physical Examination' question is selected, showing a video of a patient lying down. The main area displays a 'Response' from a learner named 'Alexander, Timothy' with the text 'No chest pain, SOB, abdominal pain, headache'. To the right, there is a 'Related Open-Ended Scoring' section with a score of 8 and a 'Submit' button.

On the **Open-Ended Questions** tab, you can display question items in two ways:

- a. Switch to *Learners* view, to sort open-ended items by learners and review how many items are left to score:



The screenshot shows the 'Open-Ended Questions' tab with the 'Learners' view selected. The interface displays filters for 'Activity: Clinical Nursing 2019', 'SCE: Mrs. Nettles', and 'Part: Post-Sim Checklist'. Below these, there are buttons for 'Questions' and 'Learners', with 'Learners' being the active view. A 'Learner(s)' section shows a list of learners with their scores: Alexander, Timothy (3/5/5), Ambrozewicz, Pooja (3/5/5), Apostolakis, Suhyla (green tick), and Arogasami, Krishna (1/5/5). A 'Hide scored learner(s)' toggle is visible on the right.

The green tick indicates that scoring is complete for a learner.

To focus only on learners who still have open-ended items to score, toggle the *Hide scored learner(s)* switch:

The screenshot shows the 'CAELearningSpaceEssentials' interface. At the top, there is a navigation bar with 'Open-Ended Questions' selected. Below it, filters for 'Activity: Clinical Nursing 2019', 'SCE: Mrs. Nettles', and 'Part: Post-Sim Checklist' are visible. A 'Questions' button is highlighted in blue. The 'Learner(s)' section shows a list of learners: Alexander, Timothy (3/5/5), Ambrozewicz, Pooja (3/5/5), and Arogyasami, Krishna (1/5/5). A 'Score' button is present next to the selected learner.

b. Switch to *Questions* view, to list all the open-ended items you have in the selected checklist:

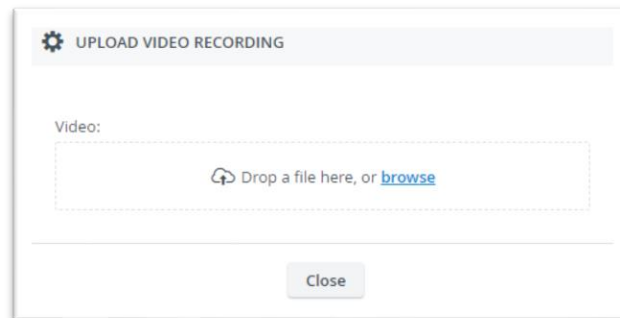
The screenshot shows the 'CAELearningSpaceEssentials' interface with the 'Questions' view selected. The 'Textual Answers' section is active. It lists two categories of questions: 'Debriefing' and 'Patient History and Physical Examination'. Each category contains several questions with associated 'Score (4)' buttons. The 'Debriefing' section includes questions about a surgical call and patient management. The 'Patient History and Physical Examination' section includes questions about patient history and findings. A 'Hide scored learner(s)' toggle is visible at the top right.

The blue **Score** buttons show the total number of responses submitted for each question. To view how many responses per question item are left to score, toggle the *Hide scored learner(s)*:


The screenshot shows the 'CAELearningSpaceEssentials' interface with the 'Questions' view selected and the 'Hide scored learner(s)' toggle turned on. The 'Textual Answers' section is active. It lists two categories of questions: 'Debriefing' and 'Patient History and Physical Examination'. Each category contains several questions with associated 'Score' buttons. The 'Debriefing' section includes questions about a surgical call and patient management. The 'Patient History and Physical Examination' section includes questions about patient history and findings. A 'Review scores' button is visible next to the first question in the 'Debriefing' section.

Video Upload

From now on, you can import videos in the **Video Review** module. Drag & drop your video files to upload them to **CAE LearningSpace**.



Zip Video Download

From now on in the **Video Review** module, when you download a selected recording (with the download icon  at the bottom), the **Video Download** pop-up appears, where you can select how to download: either as separate video files (if there were more than one camera angles) **or as a compressed (.zip) file**.

